







Step1	Description
<p>Brush your hair thoroughly. Make sure all knots are out.</p> 	<p>Have the mannequin sitting on the dresser, and then stroke the brush through its hair.</p>
Step2	Description
<p>Take a strand of hair. Reel the straightener down to the tip of the hair.</p>	<p>Demonstrate this process by reeling the straightener down to the tip of the hair.</p> 
Step3	Description
<p>Wrap the hair around the straightener and roll it up. *DON'T ROLL THE STRAIGHTENER TOO CLOSE TO SCALP, IT WILL BURN YOU</p>	<p>Draw arrows to show that the hair is rolling upwards.</p> 

Step4	Description
<p data-bbox="151 387 662 421">Spray hair with hairspray, unravel hair.</p> 	<p data-bbox="791 387 1441 495">Spray hairspray around the hair. Roll the straightener down the hair. Place the hairspray on the dresser.</p> 
Step5	Description
<p data-bbox="151 958 638 1025">Let go of the strand of hair with the straightener and the hair will curl out.</p>	<p data-bbox="791 958 1425 1025">Show the straightener opening, and then the hair will "POP" curling out.</p> 
Step6	Description
<p data-bbox="151 1529 670 1563">Repeat these steps until you're satisfied.</p>	<p data-bbox="791 1529 1396 1597">Show the outcomes of people who have curled their hair with a straightener.</p> 